

# MySpace Cash Machine Report



To Get the Full Version of the  
MySpace Cash Machine Visit:

[MySpace Cash Machine](http://www.CashMachineBook.com)

## **Copyright © 2006 by Matthew Sherborne**

All rights reserved. You may distribute this e-book freely, as-is. However, no part of this document can be altered or changed in any way without expressed written permission from Matt Sherborne.

This report is intended for information purposes only. The author does not imply any results to those using this report, nor is he responsible for any results brought about by the usage of the information contained herein.

### **DISCLAIMER AND/OR LEGAL NOTICES**

The information presented herein represents the views of the author as of the date of publication. Due to the rate of which conditions change, the author reserves the rights to alter and update his opinions based on new conditions.

This report is for informational purposes only and the author does not accept any responsibilities or liabilities resulting from the use of this information. While every attempt has been made to verify the information provided here, the author, his resellers and affiliates cannot assume any responsibility for errors, inaccuracies or omissions. Any perceived slights of Myspace policy, specific people or organizations are unintentional.

The Author of this document is not affiliated with Myspace or Myspace.com and does not claim to represent Myspace terms of service or policies. Be advised that misuse of Myspace profiles may result in termination of your account.

The Author wants to stress that the information contained herein may be subject to varying state and/or local laws or regulations. All users are advised to retain competent counsel to determine what state and/or local laws or regulations may apply to the user's particular business.

The Author does not make or imply any guarantee toward any level of results or profit to be gained by utilization of any resource, whether primary or otherwise, that may be accessed through Internet links presented in this guide. Any and all utilization of this guide will be the responsibility of the end user at her/his sole discretion and judgment, without recourse. Copyright © 2006 Xperior Publishing

**To Get the Full Version of the  
Myspace Cash Machine Visit:**

**[MySpace Cash Machine](#)**

# Foreword

The Myspace Cash Machine Report is provided for free for review and consideration purposes only.

Hyperlinks to the Myspace Cash Machine web site are provided throughout this report to the full version.

You may print this e-book and are welcome to distribute it as long as it remains unchanged and unaltered. The complete e-book package and bonuses contains over 200 pages in PDF form as well as considerable amount more detailed information.

**(Areas in blue below are included with this report. Get the full Myspace Cash Machine to receive all chapters and valuable bonus products.)**

## Table of Contents

### Chapter 1 - Introduction

- The Myspace Economy
- Important Information

### Chapter 2 - Getting Started on Myspace

- Signing Up
- Uploading Pictures
- Invite Friends by Email

### Chapter 3 - Develop Your Winning Strategy

- Define Your Target Audience
- Define your Story
- Create an Effective Message (Create a Buzz)
- (Extra Bonus) - Get Noticed... Change Your MySpace Name
- (Extra Bonus) - Get Your Own MySpace Custom URL
- (Extra Bonus) - Your MySpace Picture Says a Thousand Words
- (Extra Bonus) - Increase Your Opportunities by Networking

### Chapter 4 - Creating Your Own Profitable Myspace Profile

- Selecting the Right Profile
- Finding a Profile Picture
- Uploading Your Picture
- Create an Animated Gif
- Using a Tall Picture
- Setting It Up – Choosing a Headline
- Adding Content to Your Profile
- Editing Other Profile Categories
- Adding Music to Your Profile
- Adding Videos to Your Profile
- Changing Your Myspace URL
- Find a MySpace Profile Layout
- Adding an Image Link to Your Profile's Content
- Making Your Own Free Logo
- Putting an Opt-In List Form on Your Profile

## **Chapter 5 – Friend Requests & Profile Search**

- Add to Friends Request
- Remove Friend Request
- Myspace Search
- Myspace Browse
- Incoming Friend Requests
- Targeting Your Niche with Your Top Friends
- Using Google to Find Friends with a High PR Rating

## **Chapter 6 - Myspace Communication & Marketing Tactics**

- Comments
- Marketing with Comments
- Add Me Button in Comments
- Video Comments
- Miscellaneous Comments
- Messages
- Marketing with Messages
- Instant Message
- Bulletins
- Marketing with Bulletins
- W4W Bulletin
- Groups
- Marketing with Groups
- Creating Your Group
- Invite Friends to Your Group
- Blogs
- Blog Navigation
- Creating & Marketing Your Blog
- Customizing Your Blog

- Joining a Blog Group
- Inviting Others to Your Blog
- Adding a Podcast to Your Blog
- Forums
- Forum Chat
- Events
- Create an Event
- Blog Your Event
- Bulletin an Event
- Commenting About an Event
- Ways to Use Events for Marketing
- Classifieds
- Techniques for Using Classifieds
- Music
- Comedy
- Videos
- Upload a Video
- Marketing Your Own Video

## **Chapter - 7 Unconventional Myspace Marketing Tactics**

- Friend Adders
- W4W (Whore for Whore)
- Have Friends Host Your Banner
- Buying Ad Space on Profiles
- Myspace Trains
- Using Myspace to Spider Your Website

## **Chapter - 8 Finding Profitable Niches**

- Finding Niches in Forums
- Finding Niches in Groups

## **Chapter -9 Making Money with Niches and Affiliate Products**

- Types of Affiliate Programs
- Making Money without a Product Surveys
- Making Money Promoting Members
- Selling Ad Space on Profiles
- Selling Profiles

## **Chapter 10 – Making Money from Your Own Website**

- Adsense Website
- Landing Page Website
- Review Website

- Squeeze page Website
- All-Inclusive Website

## **Chapter 11 - Leveraging Your Marketing**

- Final word

## **Chapter 12 - Myspace Cash Machine - Affiliate Program**

## Chapter 1 - Introduction

Congratulations and welcome to Myspace Cash Machine. You're about to discover exactly how to leverage the over 100 million users of Myspace.com to create a steady stream, or depending on your effort, a tidal wave of visitors to your website, product or service.

Currently Myspace is experiencing approximately 32 billion page views a month. It has surpassed Internet powerhouses Yahoo, MSN and Google and has increased in usage a whopping 367% from 2005 to 2006.

All this popularity has impacted peer to peer interaction heavily, resulting in a huge shift in the future of communication. In a world where people were accustomed to asking, "What's your phone number?" they are now heard asking "What's your Myspace?"

The lines of communication are being redrawn with more opportunities than ever to expose your product or service to the world. If you haven't yet, you should be starting to grasp the implications of this amazing phenomenon called Myspace. It has the ability to serve as a platform to enable you to gain incredible amounts of exposure and best of all, it's free.

## The Myspace Economy

Myspace is an online social networking website that brings people with similar interests together to interact with each other via public comments and private messages. It gives its members the opportunity to create customized web profiles and members can establish a network of acquaintances and friends in which they can easily communicate.

Currently the undisputed champ of social networks, Myspace boasts of having 2.5 times more daily users than Google. It's got a user demographic that is made up primarily of teens to early 30-somethings. The typical Myspace user frequently shares music, games, videos and information to their friend network and they often invite their friends to do the same.

With this kind of user participation it's very easy to get in on the best kind of marketing known to man, word of mouth. While word of mouth needs no introduction, its online relative, viral marketing, might. With viral marketing, the online message is so infectious that it generates a buzz that spreads like a virus which results in strong product recommendations.

This method of marketing is far superior when you consider that more than 90% of consumers report that they told others about a website when the original recommendation came from a friend. Here's the kicker, on Myspace there are millions of people waiting to accept your friend requests and tell their friends about you or your website.

Your success within the Myspace platform depends upon your ability to connect people with creative, unique or informative content related to your product. This is done by building your network of friends, capturing leads and focusing on a distinct edge. All while maintaining the utmost care **not** to come across as marketing.

## Important Information

Before we begin I want to inform you that a successful and profitable Myspace campaign takes some consideration. It's mandatory that you take the time to plan for the results you wish to achieve. You'll be much more effective if you aim for a specific goal rather than attempt to achieve a broad one.

The very first thing to consider is; Myspace is primarily search driven. Users frequently network and find others by using the search function. Rather than go over all of the intricate details at this time, let me explain what this means to you.

By narrow focusing your attention on a specific product or service, you'll have a much higher return of visitors and potential profit.

The second, all important thing you must understand is the attention span on Myspace is far shorter than Television, Radio or the Newspaper. You'll have a split second to capture the visitor's attention and even then you'll be under the gun to hold it.

Creating a profile that is clean, compelling and appeals to a specific hobby, like or desire, will maximize your chances to retain your visitors attention and drive them to act on your proposition.

Third, don't be your own worst enemy, the only person holding you back from success is you. It has never been easier in the history of mankind to generate such incredible wealth as it is now. However, the key to success is to plan ahead, focus all of your attention on the task at hand and concentrate on the prize.

I've constructed this guide to show you the exact steps I use to create multiple income streams from Myspace. I've cut out the fluff and kept this book devoted to the things that will empower you with effective marketing techniques.

In each chapter you'll find quick tips to enable you to quickly implement the strategies laid out here. You'll also discover at the end of this book useful resources that I use and recommend.



One final note, many of the techniques laid out in this book are quite effectively used by thousands of marketers but may go against the Myspace Terms of Service.

Myspace asks its users to abide by a strict code of conduct that is outlined in their Terms of Service. Failure to do so could result in the termination of Membership at any time, without warning. Thus far, Myspace has not strictly enforced this policy. However, according to their Terms of Service it could be possible in the future.

As of this writing, Myspace allows a great deal of leeway as to what users do with their profiles as long as it is not pornographic, blatantly spammy or abusive. I advise you to do your own due diligence with regard to marketing on Myspace.

Now, on to the good stuff...

The screenshot shows the Myspace.com homepage with a blue header. The header includes the Myspace logo, navigation links (Web, MySpace, People, Music, Blogs, Video), a search bar, and a 'Help | SignUp' link. Below the header is a horizontal menu with links like Home, Browse, Search, Invite, Film, Mail, Blog, Favorites, Forum, Groups, Events, Videos, Music, Comedy, and Classifieds. The main content area is divided into several sections: a 'Myspace Comedy' section featuring a close-up of a person's face and links to 'Gigs', 'Comedy Forums', and 'Top Comedians'; a 'Myspace Music' section with a link to '[more music]'; a 'Cool New People' section featuring three user profiles: Christine, Kyle, and Austin; and a 'Member Login' section with fields for E-Mail and Password, a 'Remember Me' checkbox, and 'LOGIN' and 'SIGN UP!' buttons. A 'Forgot your password?' link is also present. A 'Brought to you by' banner for 'Mist' is visible above the Comedy section. A 'Burger King' advertisement is visible on the right side of the page. A 'NEW!' banner for 'MySpaceIM' is also present.

myspace.com<sup>®</sup>  
a place for friends

Web | MySpace | People | Music | Blogs | Video ►

Help | SignUp

Search Web

Home | Browse | Search | Invite | Film | Mail | Blog | Favorites | Forum | Groups | Events | Videos | Music | Comedy | Classifieds

Books **NEW!** Chat Rooms Games Music Videos  
Blogs Comedy **NEW!** Horoscopes MySpaceIM **NEW!**  
Careers Filmmakers Movies **NEW!** Schools

**MYSPACE COMEDY**  
Brought to you by **Mist**

- Gigs
- Comedy Forums
- Top Comedians

» Check Out MySpace Comedy!

**MySpace Music** [more music]

**OutKast**  
Hip Hop / R&B / Rap  
Atlanta, GA

EXCLUSIVE

Andre 3000 & Big Boi return with Idlewild, a new album inspired by the movie hitting theatres 8/25. It is the next chapter of the OutKast legacy, one of the biggest rap groups of all time.  
» Listen Now

**THE KING'S GIVING IT TO YOU.**  
BURGER KING

**Member Login**

E-Mail:

Password:




☐ Remember Me

LOGIN SIGN UP!

Forgot your password?

**Cool New People**

**Christine** **Kyle** **Austin**

## Chapter 2 - Getting Started on Myspace

Signing up for a new Myspace profile is easy. But hold on a second, there are several things to keep in mind before you begin.

The email address you use during sign-up will be designated as your login name. It's a good idea to sign up for a free Yahoo or Hotmail account to use in association with each new profile. It's not a good idea to use your primary email address due to the large amount of messages you'll receive.

When joining, Myspace asks that you enter your real first and last name, gender and date of birth. Despite this requirement people often opt to increase their security and anonymity by entering an alias.

The benefit of entering an alias is that it allows the marketer who wishes to match their profile to a certain target audience the opportunity to do so. Additionally it protects the user from the potential of having all of their Myspace profiles shut down in the event of the termination of one.

Entering your real name into your Myspace profile is beneficial when you're marketing yourself. Authors, musicians, consultants, comedians and artists should consider using their real name. The Myspace "Find a Friend" search option can be used to find users by their real name.

During sign-up you'll be asked to enter a Country from the pull down menu. If you select the United States, Canada, or United Kingdom you'll need to provide a postal code for where you live. The postal code is used to identify the town and state where you reside.

You'll also be asked for your gender and date of birth. The birth date you enter at sign up will determine which rules apply to your account. If you select a birth date of 14 or 15 years old you will have your profile automatically set to private. If you choose 13 or younger you will not be allowed to join.

The safe bet is to select an age of 18 or above. Keep in mind that the older you set your date of birth the less likely you are to come up in member searches. You can increase your chances of your profile showing up in member searches by staying within the 18 to 30 year old range.

Your age, gender and location will be displayed next to your profile and will be visible to everyone who visits your Myspace page.

After you have finished the sign-up form enter the verification code and click "Sign-Up." For more information on the Myspace Terms of Service, I recommend you visit the Terms of Service hyperlink from the Sign-Up page.

## Signing Up

To sign up for a Myspace account visit:

<http://signup.myspace.com/index.cfm?fuseaction=Join>

Already a member? [Click Here to Log In](#)

**JOIN MYSPACE HERE!**

Email Address:

First Name:

Last Name:

Password:

Confirm Password:

Country:  ▼

Postal Code:

Gender: ☐ Female ☐ Male

Date Of Birth:  ▼ /  ▼ /  ▼

☒ Allow others to see when it's my birthday

☐ By checking the box you agree to the MySpace [Terms of Service](#) and [Privacy Policy](#)

Verification: 

Please enter the text from the image above:

### Why Join MySpace?

- » Create a Custom Profile
- » Upload Pictures
- » Send Mail and IM's
- » Write Blogs & Comments
- » It's FREE!

MySpace understands that user privacy is the key to our success.

Already a member?

Please read our [privacy policy](#).

## Uploading Pictures

Once you have entered your information and clicked "Sign-Up" you'll be prompted to upload some photos. Photos may not contain nudity, violent or offensive material, or copyrighted images. As of April 2006, Myspace is actively engaged in reviewing every picture that is posted on MySpace.com. Don't fool around with this rule as it's one that Myspace takes very seriously.

## Upload Some Photos!

**The second step in creating your profile is sharing your photos to let friends and other members see who you are.**

Photos may be a max of 600K in these formats: GIF or JPG [ [help](#) ]

**Photos may not contain nudity, violent or offensive material, or copyrighted images. If you violate these terms, your account will be deleted. [ [photo policy](#) ]**

If you don't see the Upload Photo form below, click [here](#)

A screenshot of the Myspace 'Upload Photo' form. The form is enclosed in a blue border. At the top, there is a blue header bar with the text 'Upload Photo' in white. Below the header, there is a white rectangular area containing a text input field on the left, a 'Browse...' button on the right, and an 'Upload' button centered below the input field.

[Skip for now](#)

Deciding on your profile photos is an important decision that will definitely affect the popularity of your Myspace marketing campaign. Your default photo along with your display name will be presented throughout Myspace.

The picture you select will be displayed in browse and search results, friend lists, emails, and comment postings. You should consider how the picture you use will affect your recognition.

Will it help generate interest in visiting your profile?

The best pictures stir up an emotion in its viewer. A good rule of thumb is to select pictures after you've determined your overall marketing plan. This way you can pick a picture that is relevant to your product and audience.

If you want, you can skip uploading pictures until later. I'll go into more detail in Chapter 4 regarding strategies for using pictures in your profile.

## Invite Friends by Email

Immediately after the upload photos screen you'll see an invite friend's page. This screen gives you the option to invite some of your friends to your newly created profile via email.

This email request is not the same as an Add to Friends request which invites a person to become one of your Myspace friends. This Invite is only for people to receive a link to visit your profile.

I'll go into more depth on the Add Friends request in Chapter 5. For now if you want you can skip this one for later.

The email Invite screen is also available on the main page by clicking on the Invite hyperlink located on the blue strip near the top of the page.

### Invite Friends to Your Space!

Now start **adding your friends** to your space by inviting them to join too.

When friends sign up you'll **automatically** be connected to their friends - its a great way to meet interesting new people!

Invite Your Friends!	
<b>Use this email form to invite your friends</b> <b>Just enter each friend's email, separated by commas:</b>	
<b>Use this email form to invite your friends</b> <b>Just enter each friend's email, separated by commas:</b>	Christine invites you to MySpace
<b>From:</b>	
<b>To:</b>	<input type="text"/> (separate multiple emails with a comma)
<b>Optional Body:</b>	<input type="text"/>
	Christine is a member of MySpace and is inviting you to join. Christine Says: <input type="text"/>
	<input type="button" value="Invite"/>
<a href="#">Skip for now</a>	

MySpace uses the emails you enter on this form **only to invite** your friends and acquaintances to join MySpace on your behalf.

**MySpace will never spam, rent, or sell any email addresses you enter for invitations.**

You may not use this email form for any purpose except inviting people you know to join MySpace.

Please read our [privacy policy](#)

You're now delivered to your newly created but empty profile. Adding content to a normal Myspace profile is quite easy. However, the objective of this book is to set up a profile primarily to drive traffic to your product or service. This will require a little consideration and focus.

## Chapter 3 - Develop Your Winning Strategy

There are more than 1 ½ billion page views daily on the Myspace servers. In order for you to stand out you need to focus on your primary objectives and develop a winning strategy.

To develop your own winning strategy it's necessary to put together a business plan. This plan can basically be an overview of what you wish to achieve.

Below you will see various ways to determine your goals and transform them into profits. Write down your responses so you can refer to them and build upon your overall strategy. Writing as you go will help get your creative juices flowing and keep you headed in the right direction. Think about it, write it down and put it to work.

First and foremost you must determine your primary objective and what you want to achieve. Is it your desire to simply sell your products or services, share specific information, generate page views for your site, create a large opt-in email list, or introduce something new to market? Regardless of what it is, it's necessary to write down your objective before you start.

Believe it or not the vast majority of people marketing on the Internet have no clearly defined goals. To be far superior it is important that you do. This means asking yourself some vital questions and writing down your response. This is absolutely necessary if you wish to jump ahead of 95% of people selling online.

## Define Your Target Audience

The most effective way to expose the greatest number of relevant visitors to your product is to closely focus your profile on a specific target audience. This means determining who is most likely to desire your product and structuring your profile to appeal to this type of person.

In most cases if you're marketing several unrelated products or services it's beneficial to create separate profiles with distinct characteristics and content for each. This way you'll have the best chances of being seen in Myspace keyword search, as well as generating more interest among visitors.

Ask yourself this question. Do you know what kind of customer wants your product the most?

Here are some characteristics to consider:

- What is your targeted audience looking for?
- What are their desires?
- Are they of a certain age group?
- Are they mostly male or female?
- Do they live in a certain area?
- Are they impulsive or diligent?
- What are the most important benefits to them?
- What other marketing tactics work for this target group?
- What message or slant are they likely to respond to?
- What factors are involved in their decision making process?
- What shows, magazines, blogs etc... do they associate with?
- Can you give them exactly what they want?

Determining several specific attributes of your target audience and putting related content in your profile will help you attract a more related group of viewers. A well targeted audience is much more receptive to your offers. A broad based marketing approach is often counterproductive. Focus on the group who'll be the most receptive of your product.

What are the specific needs and wants of your targeted audience? It's very important to carefully select what appeals to them. By narrowing your approach you can focus on their needs and concentrate on finding your edge.

This doesn't mean you'll only add friends of that particular target audience however. Rather you'll want to accumulate as many friends as possible. Targeting your niche in your profile will streamline your message and help drive qualified viewers to your offers.

You're going for a certain frame of mind in which you will be viewed as an expert of your niche subconsciously by the viewer and elevated to a higher level of acceptance.

For example: It's much more effective to create a profile for dog lovers, to have various information about dog obedience and a banner link to your dog obedience book, than it is to have a profile covering everything. This is critical for being picked up by the search engines as well as in the eyes of the viewer.

Framing your message to dominate a niche without being sales oriented and receiving exposure to your profile will pay off in a big way!

## Define your Story

What is it about your product or service that sets you apart? What's your edge? Your edge should consist of what makes your business one-of-a-kind. It's your strongest benefit.

Is there something about your product that can be framed in such a way that it creates an immediate have-to-have-it urge? An edge that stirs up positive emotion in its viewer is best. It's necessary to determine your edge to form your story.

A powerful story is the driving force behind word-of-mouth advertising. It's powerful, it's fast, and it's free. It is the most effective form of advertising and it's only made possible by presenting a compelling story.

Presenting an engaging story is vital to making a positive first impression. Devise a story that has a unique perspective. Combine the desires of your targeted audience with your unique edge to form your own compelling story.

People love to hear stories when they're entertaining and engaging. If you can present your story in a way that appeals to what your target audiences wants, you'll produce a thirst for more.

What's your story? Think of your story as your unique advantage within your market. Once you have determined your competitive edge it can become the focal point for all of your marketing activities.

The profile should be viewed as your customer's pre-entry point to your product. This pre-entry point will to a great degree affect how people react to it. You'll want to put your profile in the best light possible in relation to your targeted approach.

Start with a profile that is focused on your niche in an excited way. This will pre-qualify interested parties to the next step you want them to take which will be on a webpage with more information or on an Opt-in email form.

Now here's the tricky part. When adding content to your profile you'll want to include targeted, attention-grabbing and relevant content, without it sounding like a sales message. Your profile should be full of keywords that relate to this target audience. It should also include an entry point to your product.

I call this method "Profiling for Customers." Once you know the key characteristics they respond to, you target and deliver them. This method works because it flies under the sales radar.

Whenever they come into contact with your profile through the Myspace search bar, friend request, bulletin or group invite, your message will be engaging and not interruptive.



The Myspace crowd has little patience for advertising. Fill out your profile as if you are talking directly to them. Make it concise, clean and interesting.

## Create an Effective Message (Create a Buzz)

You've seen it before a hundred times, the funny picture or video sent to you by a friend. If you look closely you'll often find a subtle form of marketing involved. Whether it's a watermark on the picture or a link to a website connected to the video. This kind of marketing is commonplace and accepted.

You shouldn't be too concerned with watermarking pictures and sharing them though. There's a much more effective way to get noticed. It's called creating a buzz.

The first thing you'll want to do to create a buzz is maintain your authority status in your profile. This is critical. You need to be passionate about your niche and make sure it shows. If you're excited, the people you come into contact with will be much more likely to react in a way that creates a positive reaction.

Most people think this is done by marketing to the largest group of people they can find and hoping 5% of them buy. This does not create a buzz. While this way might generate some sales, it's much more effective to use a solid strategy.

In the business world this is best accomplished by delivering extraordinary products, having excellent service and encouraging your customers to spread the word.

On Myspace it's a tad bit different. You'll want to find and target the most loyal group to your niche with your profile, while providing a path to your exceptional product.

You'll find that the largest amount of buzz comes from your most loyal fans. This is the way it happens all of the time. It starts with a loyal following of fans that loudly expose a product to others via word of mouth.

The reason this works so well is because the people who have the greatest interest in a topic will be the most vocal about it. Using this technique can get you hundreds of genuine comments throughout the internet linking back to your offer.

Another factor to consider is this. People talk about products when they love them and they're interesting or remarkable in some way. Find out what is outstanding about your product or the one you wish to market and expose it to those who'll talk about it the most.

## Get Noticed... Change Your MySpace Name

When you first sign up for a MySpace profile you'll see that the name you requested during sign up is shown at the top of your profile. As your profile matures or your interests change, you may want to redefine the direction of your profile and change its name.

Your name is practically your MySpace headline and what you select will have an impact on how people view you. Do you want to be known as just "Your Name," or would you rather select a name that stands out from the crowd and gets people to take notice.

Using a name that represents your favorite interest is a great way to stand out. You'll also benefit by using a specific keyword or keywords that you would like to represent you. Choosing the right keywords will give you additional exposure in searches throughout Myspace and even in the search engines.

Changing your display name is quite easy. To do so you'll want to sign in to your profile and click 'Edit Profile.' Once you have arrived at the 'Profile Edit' page select 'Name.' Then type in your new display name. Clicking 'Save Changes' and 'View My Profile,' will allow you to see how it looks.

To get additional exposure you might want to consider using special symbols like "™," for trademark or "©," for copyright. Using symbols in or after your display name gives it a little more character and helps it to stand out.

Another trick I like to use to get noticed is to change the size of my display name in my CSS. That's your cascading style sheet which is also known as your "Layout." When a style sheet is added to your profile it can drastically change its look

To change the size of your display name in your style sheet you'll want to locate the .nametext element and make a couple changes. For instance if you would like a larger font you can add this bit of code after the element .nametext. Here's an example:

```
.nametext {font-size: 24pt;}
```

Making this small change will display a larger font size for your name and help it to stand out. When ever you have made any changes make sure you view your profile to see the results. Remember that MySpace only allows up to 50 characters in the display name. Trying to add more will result in a broken word.

Using the above strategy will help you get your personality across in a quick glance and help drive people of the same interests to your profile. After all, you can be whoever you want on MySpace, wouldn't you rather be known as "Superhero Extraordinaire," or just "Bob?"

## Get Your Own MySpace Custom URL

Did you know there's a way to make it much easier for other people to find you on MySpace and even in the search engines?

Making one small change will enable you to get much more exposure to your MySpace profile and make it easier for your profile URL to be remembered by others. It's done by choosing a MySpace URL, also known as a 'MySpace User Name' and adding it to your profile to replace the one provided. By changing your default 'Friend ID Number' to one that is customized by you you'll find it much easier for your friends to remember and others to find you.

Instead of sharing a profile URL with a bunch of random numbers you can provide a distinct URL of your choosing. For instance if you have a love for puppy dogs you'll want to set your address to [www.myspace.com/lovepuppies](http://www.myspace.com/lovepuppies), or something that appeals to you. Not only will your friends be able to remember your address easier, but you'll eventually show up on Google where other people with the same interests can find you.

Changing your unique MySpace URL is done by signing in to your profile and selecting 'Edit Profile.' Once logged in to your profile you'll want to select 'Name' and then click 'Pick your permanent MySpace User Name/URL.'

You'll then be presented with a screen that informs you to pick the name you would like to select for your new MySpace user name. You should think carefully about your choice because once you have selected a name it becomes permanent. Once you've selected a name and clicked 'Ok,' you're asked to enter your real name. If you do not wish to do so you may select 'Skip.'

The benefits of changing your URL are numerous. Focusing your profile on your favorite hobby or interest and selecting a relevant URL can have some surprising results. You'll find that with the right keywords and URL selection you can begin to show up on many of the search engines. I've even used this strategy to successfully build a network of like minded profiles and increase my Google page rank.

Just remember, once you've selected a new user name there's no turning back. It becomes your permanent name and will be yours forever. Pick a name you'll be happy with and you can share with others. After all, your mom might be on MySpace too.

## Your MySpace Picture Says a Thousand Words

If you've spent any time on MySpace, the most popular website in the U.S, you'll have probably noticed that the profiles without a good profile picture have few friends. MySpace being what it is, a place of social networking typically is very

personal in nature. People want to see the real you and they want to know that there's a real person on the other side of their computer screen.

One of the ways to get a lot of involvement in your profile is to upload a good variety of pictures. The more fun and interesting pictures you upload to your profile the better. People love to comment on them and its fun to see what everyone has to say.

A good way to make your picture page more interesting is to add captions to your photos describing the picture. When you add a short comment you encourage others to participate in commenting on them.

MySpace does not allow any offensive or copyrighted photos on their website. These include pictures of nudity or offensive images. They monitor their site and claim to delete the accounts of offenders. One other thing to consider is their policy of only allowing a maximum photo size of 600k or less. Anything larger will not be accepted.

To add a photo to your MySpace profile you need to sign in and select 'Upload/Change Photos.' Then you'll want to select 'Browse' to find the desired picture on your computer. Once you've located the file you wish to upload select 'Open' from the menu. Now that you've selected a picture from your computer the directory path will show up in the MySpace upload box. Click on 'Upload' to send it to your profile.

Once your picture has been uploaded to your profile you can choose to set it as your default picture. Your default picture is the one everyone sees when you make a comment or message or when they visit your profile page.

Don't use your profile pictures as a place for storage. If you have uploaded a lot of pictures to your profile it may take longer to load. If you need to store your pictures online there are many free photo storage sites to choose from.

Make sure to select pictures that represent you and your interests. If your profile is all about your favorite activity, then by all means make sure you're doing your favorite activity in the picture. It's true that on MySpace a picture says a thousand words. Get a great picture uploaded and start making some friends.

## Use MySpace to Increase Your Opportunities by Networking

One of the greatest things about MySpace is its ability to easily bring you in touch with others of similar interests. Whether the goal of your MySpace profile is related to leisure or employment, Myspace provides a variety of ways to get a hold of people just like you to form networking partnerships.

The best way to share with others your line of work is to enter it under your Myspace profiles 'Network Affiliation' section. Doing so will enable others of like employment to seek you out. This can be beneficial in several ways.

Finding like minded individuals in the same type of job as you will give you valuable insight and open up new opportunities you may not have been aware of. In addition you can search for others in the same field and offer them partnerships or propose a joint venture together. Using the Myspace system for this type of networking is very effective and can open up many doors you normally wouldn't encounter.

To let everyone know your network affiliation you should sign in to your MySpace profile and click 'Edit Profile.' Once the edit profile page has loaded you'll want to select the 'Networking' link. Then from the page that loads select your field of employment from the pull down menu. Next choose your 'Sub-Field' and 'Role' from the list.

Once you have made your career selections you can insert a description. This is where you'll want to describe what you do. This is a great place to insert a hyperlink to a website of your choice. To do so type the following into the description box, making sure to replace 'Your URL' and 'Your Home Page' with your own information.

<a href="Your URL"> Your Home Page</a>

Once you've entered your information to your satisfaction click 'Save Changes' to add your network affiliations to your Myspace profile.

To complete the process you'll want to click 'Home' and then click 'Edit Profile.' Once there select 'Basic Info.' Now you'll want to scroll down to where it says, 'I Am Here For,' and select 'Networking.' Now your profile will show your chosen affiliations to others.

If you'd like to find others in your field of work, you can do so easily by clicking on your network affiliation link from your profile page. You can search by clicking on 'Field,' 'Sub-Field,' or 'Role.' Once you've made a selection MySpace will display other members with the same network affiliations as you.

**STOP!** Don't wait another minute. Get your copy of the complete system to making Myspace pay and make sure you have all the information to do it the right way!

Go ahead and grab your copy of the Myspace Cash Machine and discover the best way to operate your own lucrative Myspace business. Get it Right Now!

## **[MySpace Cash Machine](#)**

**Don't do it the hard way!**

Myspace Cash Machine includes valuable information that YOU can use to be profitable on the internet.

When you sign up today you'll immediately get the same effective strategies I use to successfully operate my own very successful Myspace business.

Here's what you get for a limited time in addition to the **over 100 page book the Myspace Cash Machine:**


This Is What You Get When You Order Now!



## [MySpace Cash Machine](#)

✓ **Your Explosive Bonus #1 (\$39 Value)**

"MySpace Cash Machine Codes"



There's finally an easy way to get all of the codes you need in one place. This collection of Myspace HTML and CSS codes will quickly and easily get you on your way to maximizing your online profits

This is an absolute must-have, that no Myspace marketer should be without!

---

✓ **Your Explosive Bonus #2 (\$19 Value)**

## "MySpace Cash Machine Resources"



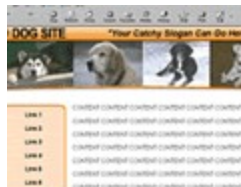
You will have access to the very best websites, forums, tools, resources and online tutorials dedicated to Myspace. These are some of the same sites I use to run my own extremely successful marketing campaigns.

---

*Plus:*

✓ **Your Explosive Bonus #3 (\$27 Value)**

### "Niche Website Templates"



These Pre-Made Niche Websites allow you to have your website up and making money in a matter of minutes! They're perfect for Clickbank affiliate sales or for creating high traffic sites for use with Google AdSense.

---

*Plus:*

✓ **Your Explosive Bonus #4 (\$27 Value)**

### "eBay Auction Secrets "





Skyrocket Your Profits With This Simple eBay Formula You Can Use Over and Over To Become Your Own 24 Hour a Day Salesperson.

- Find Out Exactly How to Generate Continual Revenue!
- Make Great Money While Helping Others!
- Have Your Customers Send Their Friends To You!
- Unknown Strategy & Methods To Making Your Product Irresistible!
- Send Your Sales Through The Roof!
- Build Your Opt-in List By Offering Products People Want!
- Jealously-Guarded Secret To Making eBay and Myspace Work Together!


---

*Plus:*

✓ **Your Explosive Bonus #5 (\$49 Value)**

**"Automatic Friend Train Joiner Script "**

(With Master Resell Rights!!!)



Get Hundreds of Friends Per Day With This Amazing Automatic Friend Adder Script. Once You Have Uploaded It To Your Website It Goes To Work Adding Your Profile To The Most Popular MySpace Websites.

You Also Get Master Resale Rights To Resale This Script For \$49. Just Think, One Sale Of This Script More Than Pays For This Entire Course!

---

*Plus:*

✓ **Your Explosive Bonus #6 (\$35 Value)**

**"Social Smart Submitter "**



Use the Massive Power of Social Bookmarking Websites and RSS to Automate Your Submissions and Drive People to Your Webpages!

This Little Baby is Red-Hot and is **So Valuable I May Start Selling It All By Itself!** Save Yourself Valuable Time and Get More Exposure To Your Websites Instantly!

- Simple and Easy to Use Interface !
- Automate Your Submissions !
- Save Valuable Time !
- Submit to the Most Popular Social Bookmarking Sites !
- Drive Traffic to Your Websites !
- Get More Profit From Affiliate Products !


---

*Plus:*

✓ **Your Explosive Bonus #7 (\$27 Value)**

**"Desktop Adsense Cash Machine "**

(With Master Resell Rights!!!)



This Cutting Edge Desktop Robot Automatically Finds Articles, Builds Content Rich AdSense Sites With Them, And Even Uploads The Completed Sites To Your Server!

---

*Plus:*

✓ **Your Explosive Bonus #8 (\$27 Value)**

**"Product Launch Strategies"**

(With Master Resell Rights!!!)




Special report reveals the Simple Techniques ANYONE can follow to elevate your chance of a successful product launch. Discover how to make even more money promoting your own product in shorter time than ever!

*Plus:*

✓ **Your Explosive Bonus #9 (\$17 Value)**

## "Myspace Celebrity Profiles "



Have at your fingertips the most popular Myspace Celebrity Profiles to add to your friends list to increase your own popularity and exposure.

(This is an unofficial list and due to the temperament of celebrities these profiles are subject to change any time.)

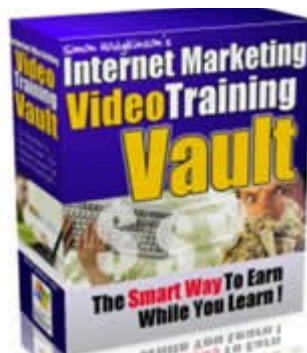
**Plus:**



**Your Explosive Bonus #10 (\$299 Value)**

## "Internet Marketing Video Training "

(With Master Resell Rights!!!)



Jam Packed Full Of Easy To Follow, Easy To Understand Video Training!

You'll Own More Than **One Hundred Fifty**, Top Quality Training Videos  
Totalling An Amazing 22 Hours+ Of Solid Information...



Amazing Design Tricks to Get You Ahead Of the Competition.

- ✓ Use Automated Content On Your Website
- ✓ Easy Web Site Response Boosters To Pull More Orders.
- ✓ Easy To Use Traffic Building Tips That Get Results.
- ✓ Starting A Profitable Membership Site Without Cost.
- ✓ How To Get More Links (The \*Right\* Kind Of Links).
- ✓ Search Engine Optimization Skills Made Simple.
- ✓ Get More Subscribers And Build Your List Fast.

***That's Over \$566.00 - In The Total Value of Bonuses!***

***Plus the Full Myspace Cash Machine Book a \$47.97 Dollar Value for a Grand Total of \$613.97 in Products!***

“Go Ahead and Get Your Copy of the Full Myspace Cash Machine, Right Now!”

**[MySpace Cash Machine](#)**

To Your Success!

Matthew Sherborne